



RELEASE NOTES

4.4.2.13348

July 2013



Copyright © 2013 SilkRoad Technology, Inc. All rights reserved.

This material is proprietary to SilkRoad Technology, Inc. It contains confidential information owned by SilkRoad and furnished pursuant to contracts between SilkRoad and its customers. This material is solely for customer's authorized use of SilkRoad hosted applications. This material may not be used, reproduced, copied, disclosed, or transmitted, in whole or in part, beyond the terms of customer's contract without the express written consent of SilkRoad Technology, Inc.

SilkRoad, Life Suite, Point, OpenHire, RedCarpet, GreenLight, WingSpan, HeartBeat, Eprise, their respective tag lines, logos and marks are trademarks owned by SilkRoad Technology, Inc., registered in multiple jurisdictions. All other trademarks are owned by their respective owners.

SilkRoad technology, inc.

20 West Kinzie Street, Suite 1420

Chicago, IL 60654

U.S.A.

1 (866) 329.3363 U.S. toll free

Email: ***info@silkroad.com***

Website: ***http://www.silkroad.com***

Contents

Overview of 4.4.2.13348 Release	1
New Features	1
Equivalencies	4
Define a List of Equivalencies	4
Assigning Equivalencies to Users	5
Viewing Equivalency Status in a Learning Plan	5
Selecting an Equivalency to Complete in the Training Page	6
Scheduled Reports	7
Defining a Scheduled Report	7
Configuring Optional FTP Folders.....	9
Scheduled Reports Notifications	10
Available Notification Fields	10
Assignment Record Attachments.....	11
Student Ad Hoc Assignment Attachments	11
Administrator Assignment Attachments	12
Dynamic Date Filters in Reports	13
Setting a Dynamic Date Filters.....	13
Supervisor Competency Registrations.....	14
Assigning a Competency to a Learning Plan	14
Viewing Competency Status	14
Online HTML Help	15
Date Field Limits.....	16
Resolved Issues	17
Known Issues	20
General Known Issues	20
Localization Known Issues	21
Planned New Features	22
Supported Browsers	23
GreenLight Student Portal Supported Internet browsers	23
GreenLight Admin Portal Supported Internet browsers***	23
Mobile Device Support	24
Supported Languages	25
Technical Support	26

Overview of 4.4.2.13348 Release

The SilkRoad team is very excited to announce the release of a new version of GreenLight. This release brings several great new features and enhancements to existing functionality. This document was designed to familiarize you with the latest release and the steps and considerations for your organization's implementation of it. If you are not already using the current version, contact your customer support representative to discuss upgrading to this new version of GreenLight.

New Features

The GreenLight 4.4.2.13348 provides a number of new features and changes as listed below. Click the name of the feature to go to a more detailed description.

Name	Internal ID	Support ID	Description
Equivalencies	GL-2384 GL-2393		GreenLight now supports the ability to define a list of equivalent eCourses, Training Activities, Assignments, or Requirements and rollup credit when any one of the equivalencies is considered mastered.
Scheduled Reports	GL-2395 GL-2396 GL-2438		GreenLight now provides the ability to define a specific report as a scheduled report to run at a specific time interval and may be automatically saved to a defined SFTP location.
Scheduled Reports Notifications	GL-2481		GreenLight now provides the ability to define a notification that includes a deep link to a defined scheduled report. Two notifications are available: Scheduled Report Run Scheduled Report Failed
Assignment Record Attachments	GL-2487		GreenLight now provides the ability for a student user or Admin user to upload and attach a digital file to an Assignment record.
Supervisor Competency Registrations	GL-2546		Supervisors now have the ability to assign a Competency to a subordinate when the Competency is configured to allow it.
Online HTML Help	GL-2719 GL-2933		GreenLight now has online HTML Help in the Admin Portal
Date Field Limits	GL-2445 PE-17948 PE-19226	396894 399825 424321	Changed the date limits on a number of Date fields to allow dates to be entered further into the past or future. (See Notes for details)

Name	Internal ID	Support ID	Description																										
Gender Data in History Reports	GL-2712		The following Report Queries now include the User.Gender field as a supported field: Report_GetStudentTrainingAll_V2 Report_GetStudentTrainingPlan_V2 Report_GetStudentTrainingPlanBasic1 Report_GetStudentTrainingHistory_v2 Report_GetStudentTrainingHistoryAnalysis1 Report_GetStudentTrainingHistoryByGroup_v2 Report_GetStudentTrainingHistoryBasic1																										
Dynamic Date Filters in Reports	GL-2483		GreenLight now has 18 specific dynamic date filters which provide the ability to set a relative date range for ALL Reports that use a date filter. <table border="1"> <thead> <tr> <th>Date Filter</th> <th>Date Range Restriction Description</th> </tr> </thead> <tbody> <tr> <td>All Time</td> <td>No restrictions based on date.</td> </tr> <tr> <td>Custom</td> <td>Allows entering a specific date range from one date to another date</td> </tr> <tr> <td>This Year</td> <td>Current calendar Year: January 1 of current Year to December 31 of current Year.</td> </tr> <tr> <td>Last Month</td> <td>Previous Month: first day of last Month to last day of last Month</td> </tr> <tr> <td>This Month</td> <td>Current Month: first day of current Month to last day of current Month</td> </tr> <tr> <td>Next Month</td> <td>Next Month: first day of next Month to last day of next Month</td> </tr> <tr> <td>This Week</td> <td>Current Week: start of day on previous Sunday to end of day on next Saturday</td> </tr> <tr> <td>Next Week</td> <td>Next Week: start of day on next Sunday to end of day on next Saturday+ 1 week</td> </tr> <tr> <td>Today</td> <td>Today: start of day today to end of day today</td> </tr> <tr> <td>Tomorrow</td> <td>Tomorrow: start of day tomorrow to end of day tomorrow</td> </tr> <tr> <td>Last X Days</td> <td>Start of day today minus X days to the end of day today</td> </tr> <tr> <td>Next X Days</td> <td>Start of day today to the end of day today plus X days</td> </tr> </tbody> </table>	Date Filter	Date Range Restriction Description	All Time	No restrictions based on date.	Custom	Allows entering a specific date range from one date to another date	This Year	Current calendar Year: January 1 of current Year to December 31 of current Year.	Last Month	Previous Month: first day of last Month to last day of last Month	This Month	Current Month: first day of current Month to last day of current Month	Next Month	Next Month: first day of next Month to last day of next Month	This Week	Current Week: start of day on previous Sunday to end of day on next Saturday	Next Week	Next Week: start of day on next Sunday to end of day on next Saturday+ 1 week	Today	Today: start of day today to end of day today	Tomorrow	Tomorrow: start of day tomorrow to end of day tomorrow	Last X Days	Start of day today minus X days to the end of day today	Next X Days	Start of day today to the end of day today plus X days
Date Filter	Date Range Restriction Description																												
All Time	No restrictions based on date.																												
Custom	Allows entering a specific date range from one date to another date																												
This Year	Current calendar Year: January 1 of current Year to December 31 of current Year.																												
Last Month	Previous Month: first day of last Month to last day of last Month																												
This Month	Current Month: first day of current Month to last day of current Month																												
Next Month	Next Month: first day of next Month to last day of next Month																												
This Week	Current Week: start of day on previous Sunday to end of day on next Saturday																												
Next Week	Next Week: start of day on next Sunday to end of day on next Saturday+ 1 week																												
Today	Today: start of day today to end of day today																												
Tomorrow	Tomorrow: start of day tomorrow to end of day tomorrow																												
Last X Days	Start of day today minus X days to the end of day today																												
Next X Days	Start of day today to the end of day today plus X days																												
Time Picker	GL-2402		GL Time Picker now supports keyboard entry and dropdown time selection																										

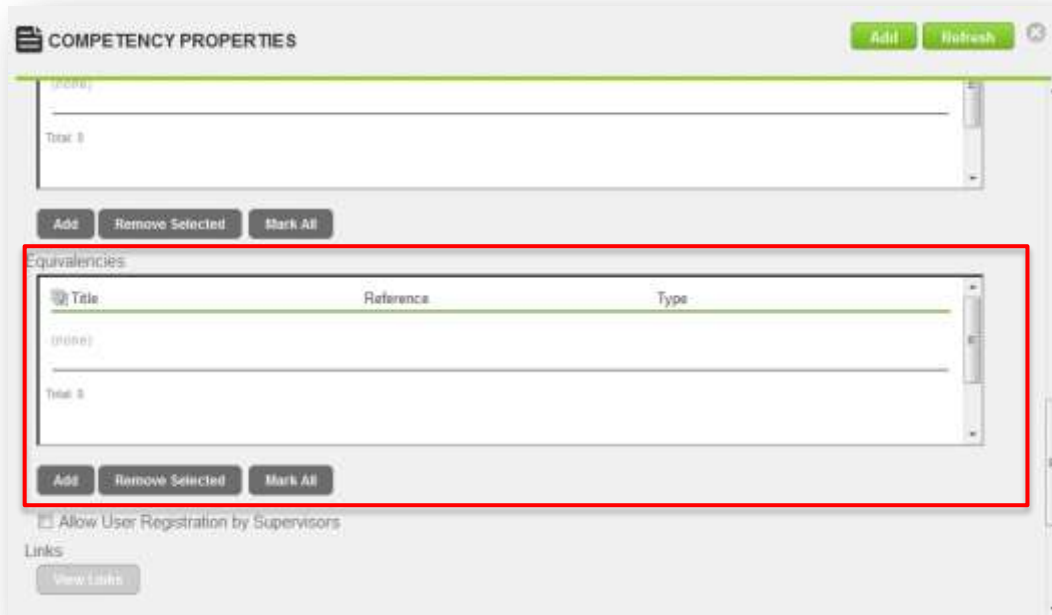
Name	Internal ID	Support ID	Description										
Training Calendar	GL-2425		The Training Calendar now displays the Company Default Time Zone configured for the GreenLight site.										
Life Suite ID	GL-2397 GL-2398 GL-2408		GreenLight now provides support for a Life Suite ID to allow integration of data across all products within the SilkRoad Life Suite and to allow synchronization of user data through Connect										
Maintenance Lockout Notice	GL-2288		GreenLight now provides the ability to display multiple scheduled maintenance and lockout notices to end users for announcing upcoming maintenance and/or software updates.										
Auto Logout	GL-2511 GL-2504 GLIMP-434		GreenLight now supports the ability to set session auto logout time to 5 minutes or greater in Company Settings.										
Security Improvements	GL-2568 GL-2579 GL-2090		Enhanced input validation to improve data security.										
Student and Admin Portal support for new languages	GL-2267 GL-2348 GL-2710		<p>GreenLight now supports the following languages on both the Student Portal and Admin Portal:</p> <table border="1"> <tbody> <tr> <td>English</td> <td>Simplified Chinese</td> </tr> <tr> <td>French</td> <td>Japanese</td> </tr> <tr> <td>French Canadian</td> <td>Flemish</td> </tr> <tr> <td>Spanish</td> <td>Italian</td> </tr> <tr> <td>German</td> <td>Brazilian Portuguese</td> </tr> </tbody> </table> <p>GreenLight also supports the Russian language on the Student Portal</p>	English	Simplified Chinese	French	Japanese	French Canadian	Flemish	Spanish	Italian	German	Brazilian Portuguese
English	Simplified Chinese												
French	Japanese												
French Canadian	Flemish												
Spanish	Italian												
German	Brazilian Portuguese												
SilkRoad Branding	GL-2868		Updated GreenLight Student and Admin Portals and system reports to use new SilkRoad branding										

Equivalencies


GreenLight now provides the ability to define one or more equivalent eCourses, Training Activities, Assignments, or Requirements as optional ways to complete a defined Competency within a Qualification rule.

Define a List of Equivalencies

A managed list now appears in Competency Properties that allows defining a list of learning options that can provide credit for the Competency.



Selecting "Add" provides an Equivalencies search list to filter and find any type of Assignment, eCourse, Training Activity, and/or Requirement to define as an Equivalency option.



Assigning Equivalencies to Users

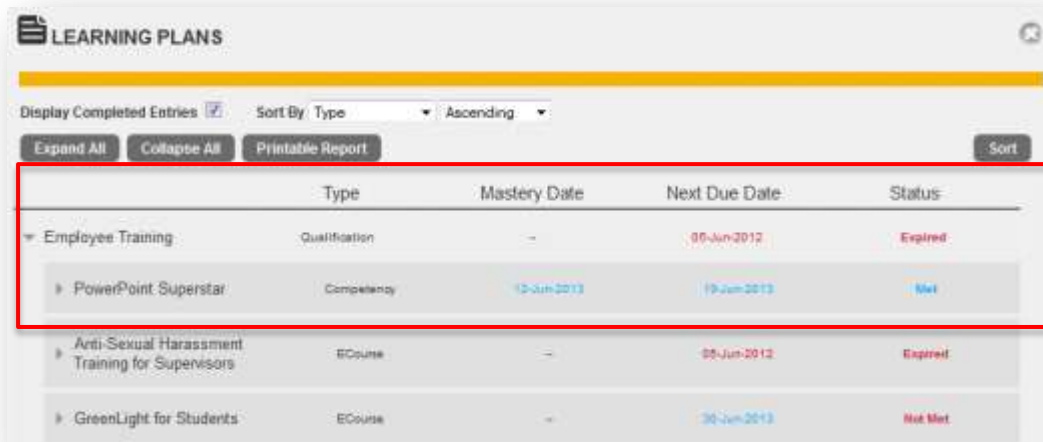
Any defined Competency, whether it contains Equivalency definitions or not, can be assigned to a student user as mandatory training through a Qualification definition. The Qualification can be assigned in three ways:

1. Company Qualification: as part of a company defined Qualification in Learning/Direct/Qualification
2. Personal Qualification: as part of an individually assigned Competency to a Student's Personal Qualification Plan; either through individual inclusion or directly in the Student Properties page.
3. Supervisor Registration: as part of a directly assigned Competency from a Student's Supervisor.



Viewing Equivalency Status in a Learning Plan

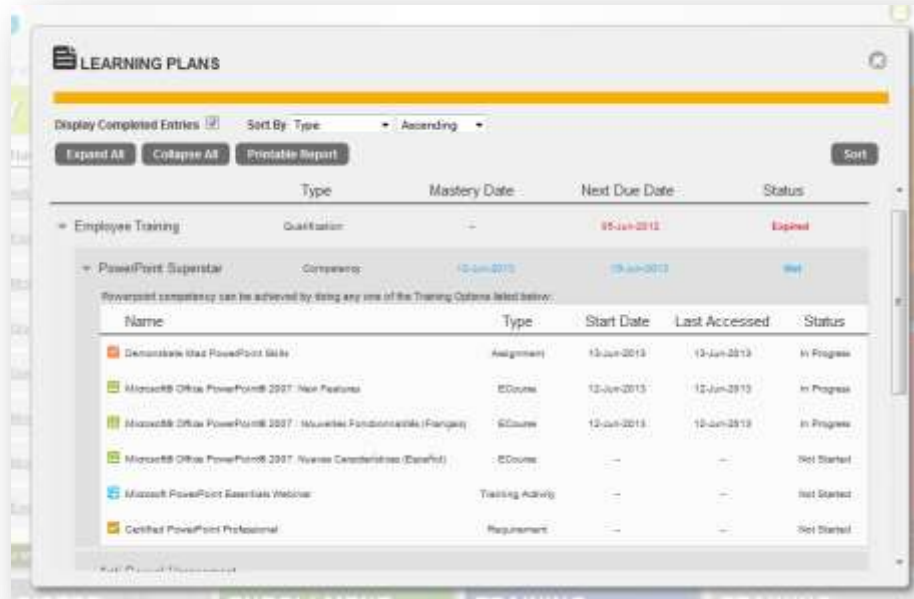
When a Competency is assigned as a mandatory training item, it appears in the Student's Learning Plan, along with any other Qualification items that the Student must complete.



Type	Mastery Date	Next Due Date	Status	
Employee Training	Qualification	--	00-Jun-2012	Expired
PowerPoint Superstar	Competency	13-Jun-2013	19-Jun-2013	Met
Anti-Sexual Harassment Training for Supervisors	ECourse	--	00-Jun-2012	Expired
GreenLight for Students	ECourse	--	30-Jun-2013	Not Met

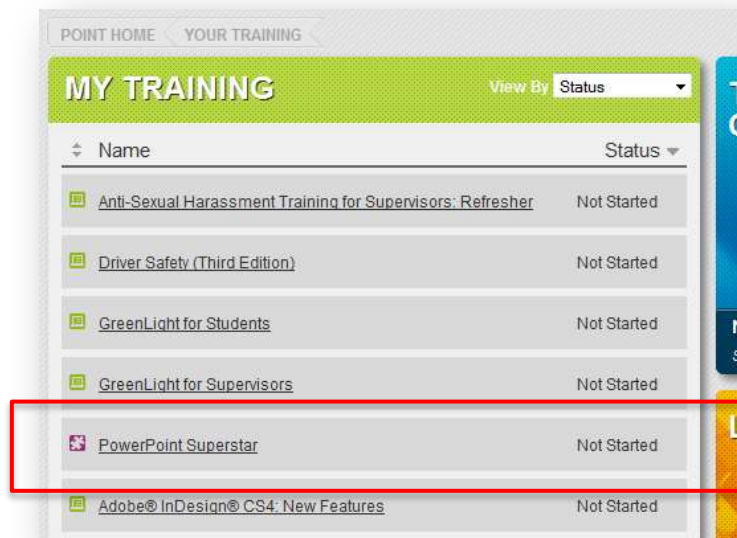
The current status for the Competency is displayed as MET, NOT MET, or EXPIRED and users have the option to expand the Competency summary and view the individual status for all the learning

options considered to be equivalent in the Competency. The learning option status will appear as Not Started, In Progress, or Completed.

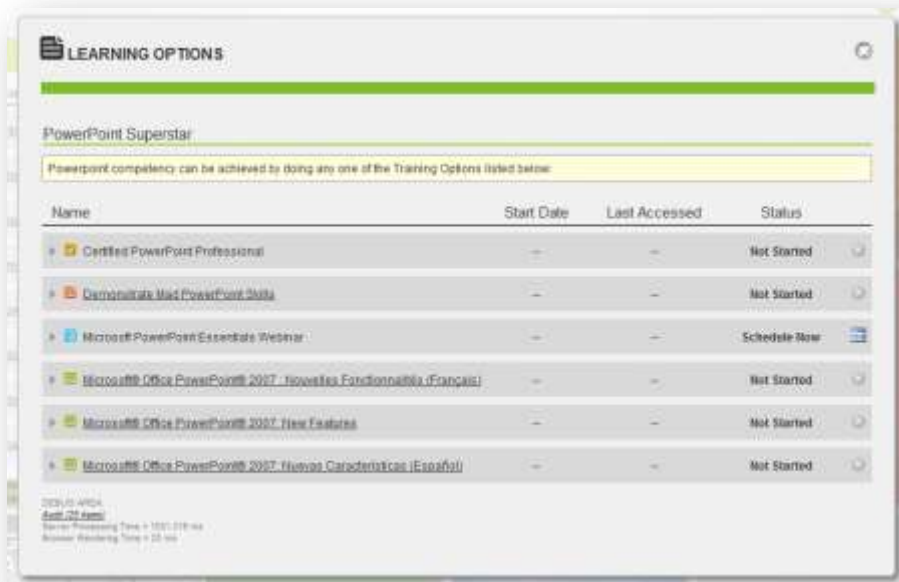


Selecting an Equivalency to Complete in the Training Page

When a Competency is assigned as mandatory training, it automatically appears in the Student My Training list:



Selecting the Competency opens a list of Learning Options available to the Student. From here, Students have the option of selecting, enrolling in, or viewing the current status of all the options available to the Student to complete the Competency.



Completing any one of the options, automatically completes the Competency and the status of the Competency becomes MET for any Qualifications that it is a member.

Scheduled Reports

GreenLight now provides the ability to define a Company Report as a "Scheduled" type report. A scheduled report can then be generated at a specific time on a specific schedule and made available to privileged users either through the GL Admin Portal in *Learning/Monitor/My Reports*, or as a deep link sent in a notification.

Defining a Scheduled Report

A scheduled report is a new type of Company Report. To define a Scheduled Report, follow these steps:

1. Navigate to *Learning/Monitor/Company Reports*
2. Select the Add button to add a report. The Company Report Properties page appears.
3. Enter a Title and link to a Source Report, then enter an optional Description for the report.
4. Select "Scheduled" from the Type dropdown menu.
5. Select a Start Time by selecting a Date and Time. This is the date and time that you desire the report to be first generated.

COMPANY REPORT PROPERTIES Save Refresh

Expand All Collapse All

CompanyReportID
34

Title *
Monthly Training History Completions for Sales Department by Employee

Description
This report provides the current status for all employees in the Sales department for the current month. It is generated on the 1st of each month and includes data from the previous month.

Enabled

Source Report *
GL Training History By Area

Source Enabled

Type
Scheduled

Start Time *
01-Jul-2013 1:00 am

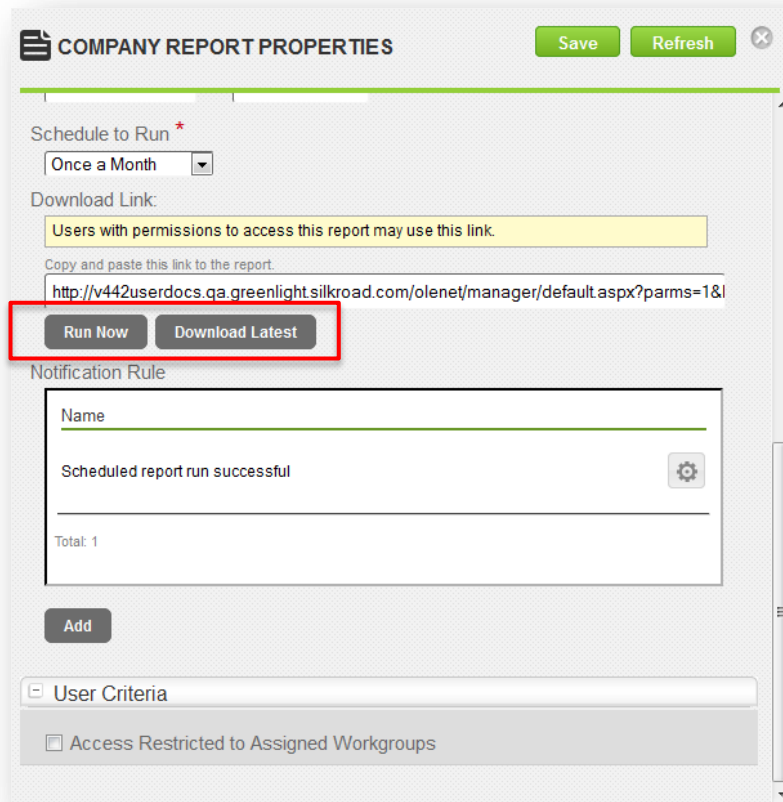
Schedule to Run *
Once a Month

- Select the frequency from the "Schedule to Run" dropdown menu. The frequency defines how often to generate the report. Frequency can be any one of:

Schedule to Run *

- Once a Month
- Once
- Once a Day
- Once a Weekday
- Once a Week
- Once a Month

- Select and assign one or more Notification Rules that you want to be triggered for this report. See below for instructions on defining and configuring Scheduled Reports Notifications.
- As with any Company Report, set any restrictions for Workgroups if this report should be restricted to only selected Workgroups, leave the report unrestricted so all privileged Administrator users will have access to view the report.
- Save the Company Report



NOTE: Prior to setting the “Enabled” flag, search for and find the defined report to preview. Choose the desired report format, set desired filters, and then save the report settings desired for the report when it is generated.

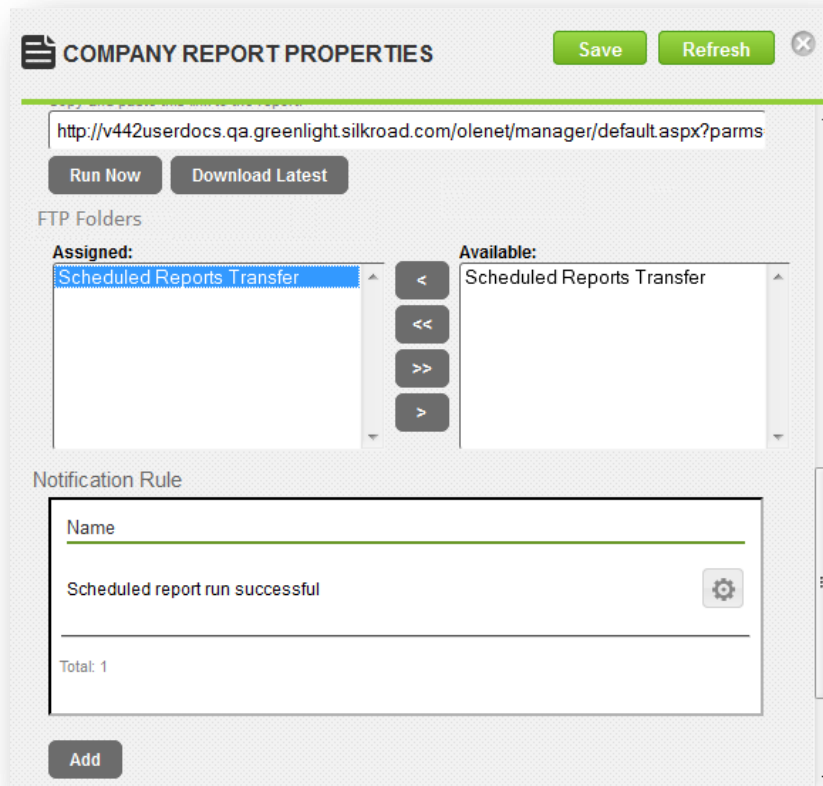
A Scheduled Report is generated and made available to any Administrator Users who have privilege to view the report. Note that data view restrictions DO NOT APPLY when the report is generated, so data MUST be controlled by setting and saving filters for the report prior to it being generated.

10. In the Scheduled Report properties, the Download link is generated after the report is created. To test the report, use the “Run Now” button to immediately generate the report and use the “Download Latest” button to download the most recent generated version of the report.

Configuring Optional FTP Folders

By default, all defined Scheduled Reports for any GreenLight site are stored in a secured location in the data center. For most customers, there is no need to provide separate locations for these files. However, for special cases, it may be necessary to have a specific location available for specific types of reports to allow access via FTP to a reports folder location. In these cases, customers may contact SilkRoad Product Engineering through support@silkroad.com to request one or more FTP folders be configured for use.

When configured, a defined Scheduled Report can then be generated and stored in a designated FTP location for later download:



By selecting an FTP folder, a copy of a generated Scheduled Report will be stored in the FTP location and customers can then manage the reports in this folder using a secure FTP download.

Scheduled Reports Notifications

GreenLight now provides 2 notifications for Scheduled Reports. The *Scheduled Report Run* notification is sent when a scheduled report has been successfully generated and the *Scheduled Report Failed* notification is sent when a scheduled report fails to generate successfully.

Available Notification Fields

The following fields are available and can be populated in the notification message:

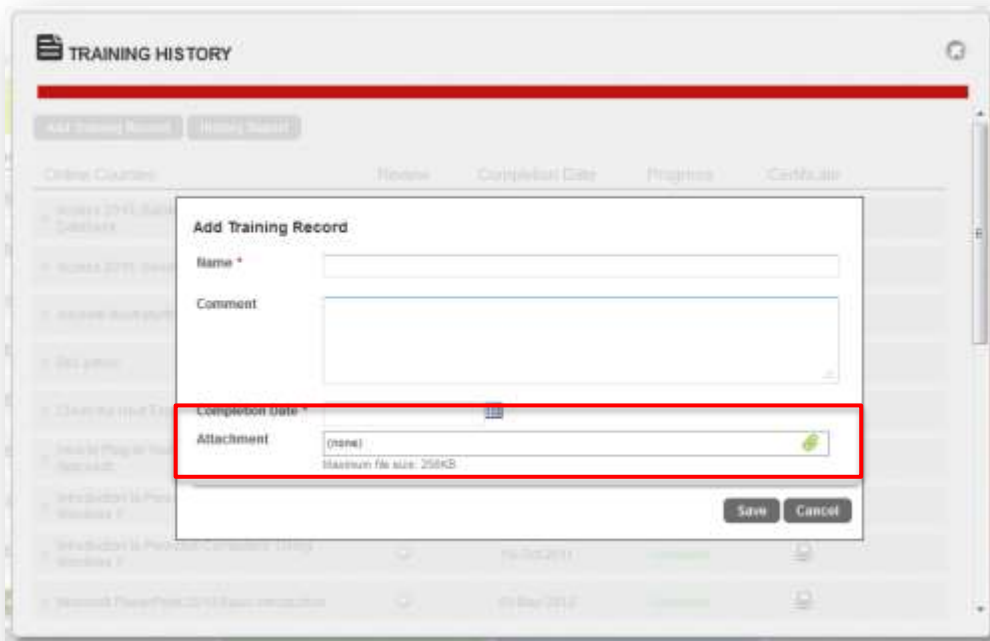
- Scheduled Report Run:
 - Report Name
 - Report Description
 - Date/Time of Generation
 - Download Link URL
- Scheduled Report Failed:
 - Report Name
 - Report Description
 - Date/Time Failed

Assignment Record Attachments

GreenLight now provides the ability to upload and attach a digital file to an assignment record. The attachment will be stored in the GreenLight database and can subsequently be viewed or downloaded by any privileged user with access. Uploaded files currently supported include jpg, jpeg, png, ppt, bmp, pdf, tif, gif, raw, svg, doc, docx, or txt type files to a maximum file size of 256 kb.

Student Ad Hoc Assignment Attachments

When the "Add Training Record" button is configured to be ON in the Training Records page, students have the ability to add a training record to their personal Training History.



The screenshot shows a web application window titled "TRAINING HISTORY". A modal dialog box titled "Add Training Record" is open in the center. The dialog box contains the following fields: "Name *" (text input), "Comment" (text area), "Completion Date" (calendar icon), and "Attachment" (file upload field). The "Attachment" field is highlighted with a red rectangular border and contains the text "(none)" and "Maximum file size: 256KB". Below the "Attachment" field are "Save" and "Cancel" buttons. The background of the application shows a table with columns for "Online Course", "Review", "Completion Date", "Progress", and "Certificate".

In addition to entering a Name, Comment, and Completion Date, students can now upload a digital file from their local computer system and attach the file as part of their Ad Hoc Assignment Record.

Once attached to a Training History record, users can view or download the attachments from their Training History page by selecting the "View Attachment" button.

TRAINING HISTORY				
Microsoft PowerPoint 2010 Basic Introduction	14-Dec-2012	Complete		
Microsoft PowerPoint 2010 Tips & Tricks	25-Apr-2012	Complete		
Microsoft Office PowerPoint 2003 Level 2	07-May-2012	Complete		
New Assignment for Monday	28-May-2012	Complete		...
Read a Agile SCRUM book	26-Feb-2013	Complete		...
Vado Test 225	08-Jun-2012	Complete		
Adobe Photoshop CS4 Level 1		Cancelled	In Progress	...



Administrator Assignment Attachments

Administrators with privilege to create Assignment records also have the ability to attach a digital file to any record they create within the ASSESS Assignment function in *Learning/Assess/Assignments*.

GREENLIGHT | **LEARNING** | CONTENT | ENTERPRISE

Plan | **Assess** | Approve | Monitor | Direct | Lyle Emmott

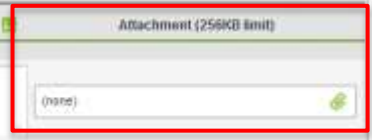
ECourses | Training Events | **Assignments** | Requirements | Surveys

Training Activities | Exams | Competencies | Course CEUs

ENTER NEW STUDENT ASSIGNMENT RECORDS [Save] [Back]

Author-it Assignment for Trainers

Student	Start Date	Last Entered Date	Mastered	Mark	Comment	Attachment (256KB limit)
2Two, Student2	<input type="text"/>	<input type="text"/>	<input checked="" type="checkbox"/>	<input type="text"/>	<input type="text"/>	(none)



Administrators can view or download the attachment when editing the record by selecting the "View Attachment" button on the records page:

Student	Start Date	Last Entered Date	Mastered	Mark	Comment	Attachment (256KB limit)
2Two, Student2	12-Jun-2013	12-Jun-2013	<input checked="" type="checkbox"/>	Complete	<input type="text"/>	CompletionCertificate.jpg



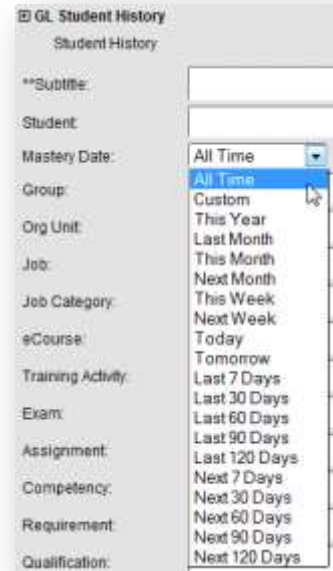
Dynamic Date Filters in Reports

GreenLight now provides the ability to set and save a dynamic date filter for any report that uses a date to filter data in a report.

Setting a Dynamic Date Filters

To set a dynamic date filter, select any one of the date choices in the dropdown date filter. The Mastery Date filter in the GL Student History Report is shown here as an example:

Selecting a dynamic date filter and saving the filters provides the ability to create dynamic reports that can filter data based on the a date choice relative to the current date.



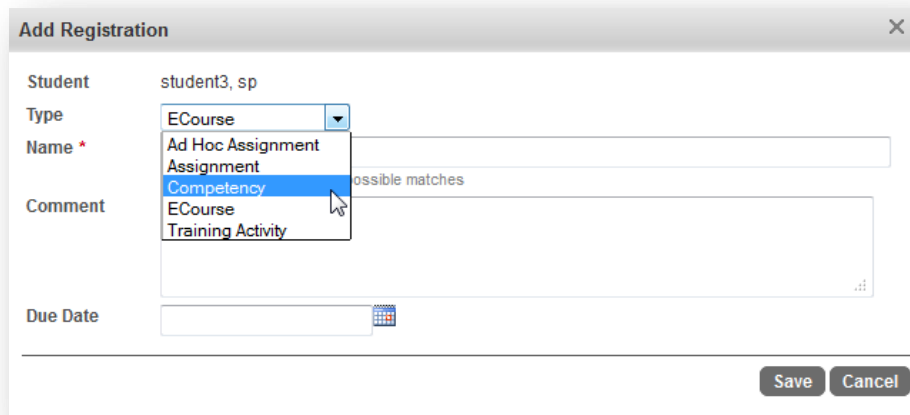
Date Filter	Date Range Restriction Description
All Time	No restrictions based on date.
Custom	Allows entering a specific date range from one date to another date
This Year	Current calendar Year: January 1 of current Year to December 31 of current Year.
Last Month	Previous Month: first day of last Month to last day of last Month
This Month	Current Month: first day of current Month to last day of current Month
Next Month	Next Month: first day of next Month to last day of next Month
This Week	Current Week: start of day on previous Sunday to end of day on next Saturday
Next Week	Next Week: start of day on next Sunday to end of day on next Saturday+ 1 week
Today	Today: start of day today to end of day today
Tomorrow	Tomorrow: start of day tomorrow to end of day tomorrow
Last X Days	Start of day today minus X days to the end of day today
Next X Days	Start of day today to the end of day today plus X days

Supervisor Competency Registrations

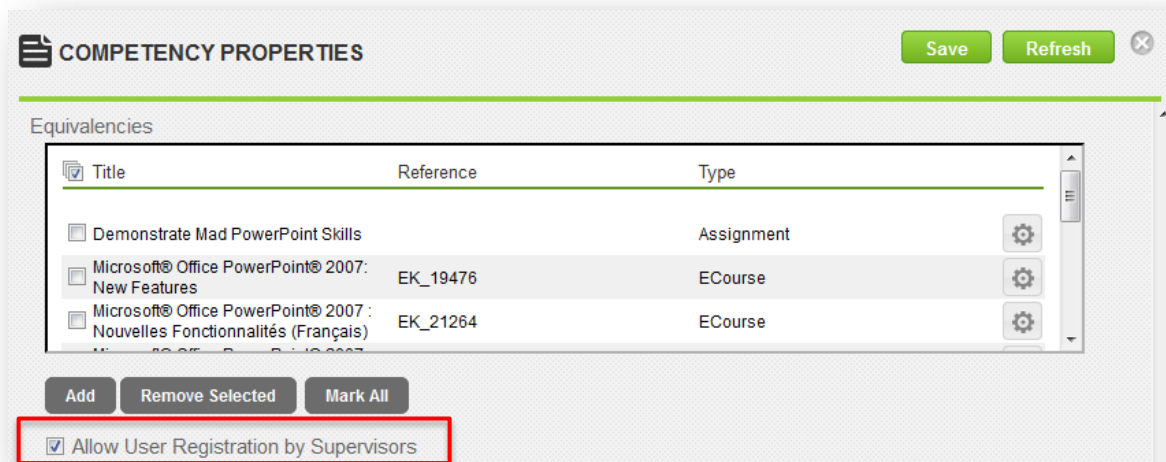
With the addition of Equivalency functionality as part of a GreenLight Competency object, Supervisors now have the ability to assign a Competency as a mandatory training item to any subordinate’s personal training plan.

Assigning a Competency to a Learning Plan

Supervisors can now select a Competency as a Registration Type from the Supervisor Registration function in the Supervisor Portal. Competencies assigned here appear in the Subordinate’s Learning Plan and automatically appear on their Training Page.

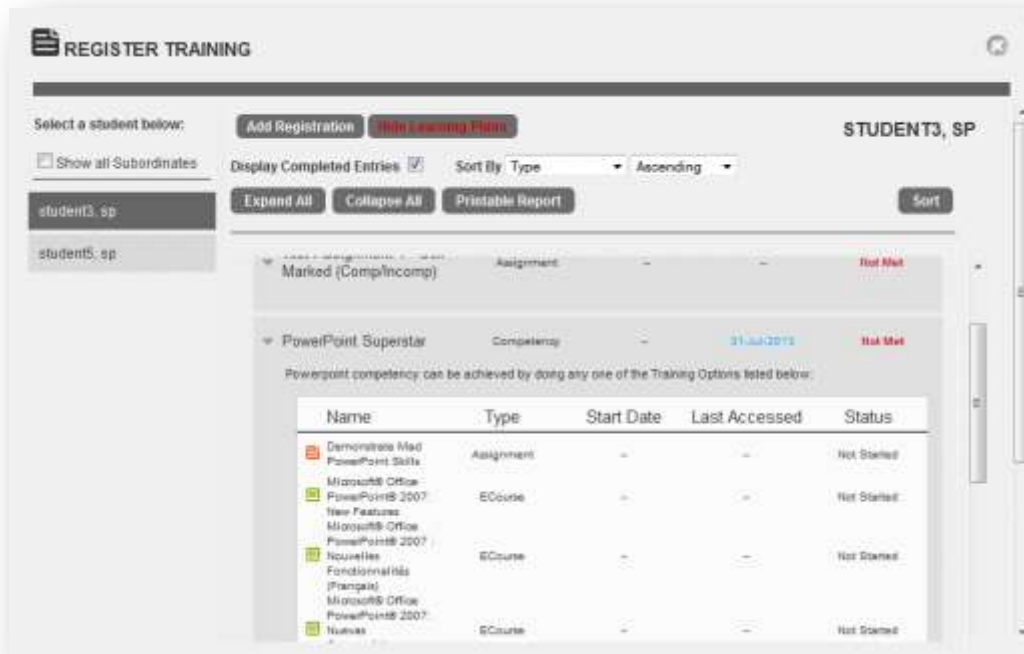


NOTE: To expose a Competency to the Supervisor Registration function, the *Allow User Registration by Supervisors* flag must be set ON in the Competency Properties:



Viewing Competency Status

Supervisors viewing a Subordinate’s Learning Plan can see the current status of a Competency, as well as current status of any Equivalent Learning Options for the Competency



Online HTML Help

GreenLight now provides online HTML Help as a selection from the Help button in the Admin Portal. Users can now Search, View Contents, look up items in an Index, and print directly in the interface. A PDF version is also available for download.



Date Field Limits

Entering Dates into some date fields was too restrictive for when the date could be entered into the past or future. The limits for past and future dates have changed as follows:

Location	Fields	Past Limit	Future Limit
Student Properties	Start Date Termination Date Initial Qualification Effective Date (IQED)	No limit	No limit
Training Events	Start Date End Date	-5 years	+10 years
Training Event Groups	Start Date End Date	-5 years	+10 years
Assess Records	Start Date End Date Expiration Date	No limit	No limit
Sales Entry	Date of Sale	No limit	No limit
Student Ad Hoc Training History Record	Completion Date	No limit	No Future Date

Resolved Issues

The following issues are resolved in this release. The Support ID numbers originate from the SilkRoad support case system and/or Product Engineering internal case system. Issues are listed in numerical order so that you can find your case easily. If you require additional information, please contact support and provide the reference ID displayed here.

ID	Support ID	Location	Description
GL-2324 PE-17059	390749	Questions	Fixed issue where Multiple Choice question choices were not formatting correctly when displayed.
GL-2403 GL-1320 PE-17585 PE-18118	398905 401138	Reports	Fixed issue where a report error occurred because the report was not correctly passing a LanguageID
GL-2406 PE-17122	391494	Reports	Fixed issue where training reports that used a large number of Qualification categories were consuming too much time to generate. Optimized student training report queries to improve performance
GL-2446 PE-17873	386347	Assess	Fixed issue where auto-fill was not correctly populating custom field values in the ASSESS function
GL-2475		Company settings	Fixed issue where viewing a country property in Company Settings caused an error
GL-2474 PE-17871	400629	My Profile	Fixed issue where My Profile page did not correctly render a scroll bar when required.
GL-2491 PE-17880 PE-18043	405307	References	Fixed issue where an error was triggered when attempting to launch References
GL-2489		Assess Training Activity	Fixed issue where the incorrect date format was displayed in the Delete prompt for languages other than English
GL-2522		EULA launch	Fixed issue where EULA page did not display correctly in the GreenLight Point default skin.
GL-2526 PE-18558 PE-18311	411839 408191	Author Assignments	Fixed issue with FireFox, IE9, and IE10 where previewing an authored assignment did not display correctly in the browser.
GL-2461		eBusiness Catalog	Fixed issue where some text appeared in English when viewing shopping cart

GL-2464			or consuming tokens in other languages.
GL-2554 PE-18587	411797	GL API	Fixed issue where GL was not correctly passing the Qualification Status when requested by the GL API.
GL-2538 PE-17962	403913	Calendar Rules	Fixed issue where GL was incorrectly calculating the duration time for a calendar rule.
GL-2536		Planning Board	Fixed issue where Content Objects appeared as a Resource tab in the Planning Board. Content Objects no longer appear as a tab.
GL-1142 GL-723 GL-1256 GL-2428 PE-18942		Calendar Rules	Fixed issue where the GL error prompt generated because of an illegal date combination was not user friendly.
GL-2876 PE-19419	427225	SCORM Learner ID	Fixed issue where the Learner ID generated by GreenLight and pass to third party SCORM content caused an error in courseware communication. The SCORM Learner ID is now restricted to include only alphanumeric plus underscore or dash characters. Now, <i>cmi.learner_id</i> concatenates UserGUID and UserCourseID using an underscore not a slash.
GL-2696	ACC164	Supervisor Approvals	Fixed issue where event types were not appearing in localized translation.
GL-2454 GL-2510 GL-2707	ACC120 121 122 124 125	File and Content Uploads	Fixed issue where file uploader and content imports windows were not appearing in localized translation
GL-2765 PE-19222		Training Catalog	Fixed issue where using a category to filter bundles did not correctly filter the Training Catalog search list.
GL-2718 PE-19047		Certificate Report	Fixed issue where the Course Certificate Report was inserting a blank 2 nd page when generating a certificate
GL-2977 PE-19903		Training Catalog	Fixed issue where a category search was not correctly filtering bundle type catalog items for deleted bundles.
GL-2613		Assignment Display	Fixed issue where assignment objects did not display correctly in Chrome browser.
GL-2988	424904		Fixed issue with GL API where a duplicate login error was occurring

PE-194904		incorrectly.
GL-3007	Assignment	Fixed issue where self-marked assignment caused error on submission
GL-3015 PE-20220	Student Home page	Fixed issue where the default tile configuration was incorrectly displaying the eBusiness home page tiles in the GL Student Portal.
GL-3018	Reports	Fixed issue where triggering Scheduled Report generation was not automatically activated for a new build.

Known Issues

The following issues remain unresolved in this release. Until they are resolved, please use the suggested work around or avoid them as noted.

General Known Issues

Issue	ID	Workaround or Avoidance
When enabling or changing user session expiry settings, the browser must be closed and re-opened for changes to take effect.	10850	Close and re-launch browser to affect the session expiry settings.
Attempting to launch the HR Import Utility will prompt user with an error if using Apple Mac OSX or iOS.	GL-181	Use IE with Microsoft .NET Framework 3.5.0+. If using either Chrome or Firefox browsers, ClickOnce addon is also required. See below for further information.
The HTML Editor has a current limitation if the HTML page uses CSS files if the HTML code includes <DIV> tags that contain no content. When reviewing the page in the HTML editor, the page may not display the background images from the CSS file.		The problem with body class attributes not getting recognized in the editor view can be worked around by adding the CSS class to an enclosing <DIV> instead of the body
Exported GreenLight content does not work on Apache web servers when case sensitivity is set to be ON.		Set case sensitivity to OFF
Access to pricing matrix and CEU Matrix grant user's unrestricted Access to other GreenLight objects (eCourses, Training Catalog Items, etc.)	GL-1753	Only allocate privilege to these functions for unrestricted users.
Self-marked assignments do not rollup when previewed in the Admin Portal	GL-2108	Create an eCourse with the content object containing the self-marked assignment and push to a test student to preview and troubleshoot
Self-launching Assignments do not appear in My Training when part of an Equivalency.		Self-launching Assignments can only be launched and completed from the Competency Learning Options list and do not appear in the My Training page when status is "In Progress".
Study Aids, Search and Features in GL Student portal	GL-3012	Using IE10 and selecting Study Aids, Search or Features in GL content skins do not function when selected. Users should select "Expand Menu" to return to content menu.

Localization Known Issues

This GreenLight release includes the ability to use the GreenLight Admin portal in 7 languages: English, French, French Canadian, German, Japanese, Simplified Chinese, and Spanish. Although our goal is to continue to extend our ability to be fully localized based on cultural needs in any global environment, this release does contain some issues that do not meet specific cultural requirements in some jurisdictions. Most of these issues exist in less visual areas of the interface and are in our plans to correct in subsequent builds. The following table provides a list of many of these known issues:

Issue	ID	Workaround or Avoidance
Time zone support		Time zone is not localized based on a user profile. Time zone can be defined and displayed for scheduled Training Events by setting the company default time zone.
Importer Utility displays in English only		Importer Utility used to import legacy records and users is currently in English only.
Notification merge fields		The fields used to display data in notifications currently exist in English only
Documentation		Documentation currently exists in English only
eBusiness currency		The eBusiness function supports one and only one currency. Currency is not localized and displays as \$ (dollars) in the interface.
Imagen author		The imagen authoring tool is currently not localized and is available in English only.

Planned New Features

SilkRoad continues to extend GreenLight with new features and changes that will improve each customer's ability to manage their training processes and automate training delivery. With each new release, we continue to plan for the future. Design and development of the future GreenLight releases is underway and we look forward to adding the following features to GreenLight in upcoming releases.

Feature	Description
Qualification Membership Cutoff Date	The ability to set a cutoff date in a Qualification to be the absolute final date that GreenLight considers as a membership date and to ignore any users who become members of the Qualification after this date. Will work in conjunction with the Final Due Date setting currently available for specific Certifications in a qualification.
User date/time localization	The ability to define a default user time zone and date format.
Skill Assessment Checklist	The ability to evaluate users based on an assessment checklist and then report on the saved data as part of a user's training history.
Supervisor Registrations into Training Events	The ability for Supervisors to enroll their subordinates directly to available Training Events.
Qualification Membership Notification	The ability to define a notification that can be sent to a user when they first become a member of a Qualification
Copy Training Events	Ability to copy an existing Training Event to create a new Training Event.
Catalog Improvements	Extending the existing eCom and Training Catalogs by adding the ability to search, sort, and filter Catalog Items
Multi-Session Training Events	The ability to define a Training Event that contains multiple sessions over a range of time.

Supported Browsers

GreenLight is designed to provide browser-neutral service delivery on both the Student and Admin Portals. The following browsers have been tested with this current version.

GreenLight Student Portal Supported Internet browsers

Browser

Microsoft Internet Explorer (IE 7, 8, 9 and 10)*

Google Chrome **

Mozilla FireFox

Apple Safari **

** Content dependent. SilkRoad has not tested all content types with Safari and Chrome on the Mac, however, many of our customers report using these browsers in the Mac environment with no problem.

GreenLight Admin Portal Supported Internet browsers***

Browser

Microsoft Internet Explorer (IE 7, 8, 9 and 10)*

Google Chrome ***

Mozilla FireFox***

Apple Safari ***

*** The GreenLight Admin Portal has been tested for the 3 most used browsers on the Windows platform (IE, Chrome, and FireFox). T

***NOTE:** *The current GreenLight Point Skin is optimized for use in modern web browsers. At this time Internet Explorer 9 or higher and the current versions of Chrome, FireFox, and Safari are preferred. All major functions have been confirmed operational in these preferred browsers, but situations may arise where a feature may not be fully supported.*

Although the Admin Portal can be viewed using an IE7 browser, some admin functions that access Student portal functions may require a more modern browser to function correctly.

Future Browser Support

GreenLight 4.4.2 will be the last release which will be rigorously tested in Internet Explorer 7.

Mobile Device Support

SilkRoad views mobile device support as an important capability to all our applications and especially for our customers' ability to deliver training and information. As we design new functions, we continue to assess the needs for training and information delivery using mobile devices.

With the GreenLight Point default Skin in the Student Portal, the iPad and similar devices can be supported. Although the GreenLight interface can be rendered on the iPad, some content delivered using GreenLight may not be compatible with the iOS or other mobile operating systems.

Supported Languages

The GreenLight application is designed to support multiple languages.

Student Portal

With this build, any GreenLight Student Portal can be configured to support one or more of the following languages:

- English
- Flemish
- French Canadian
- French
- German
- Japanese
- Simplified Chinese
- Spanish
- Italian
- Brazilian Portuguese
- Russian

Admin Portal

With this build, any GreenLight Admin Portal can be configured to support one or more of the following languages:

- English
- Flemish
- French Canadian
- French
- German
- Japanese
- Simplified Chinese
- Spanish
- Italian
- Brazilian Portuguese

Technical Support

For technical assistance for any of our products, please contact our support staff at:

- **Phone:** Toll Free: 1-866-803-9663
- **Web:** support.silkroadtech.com